



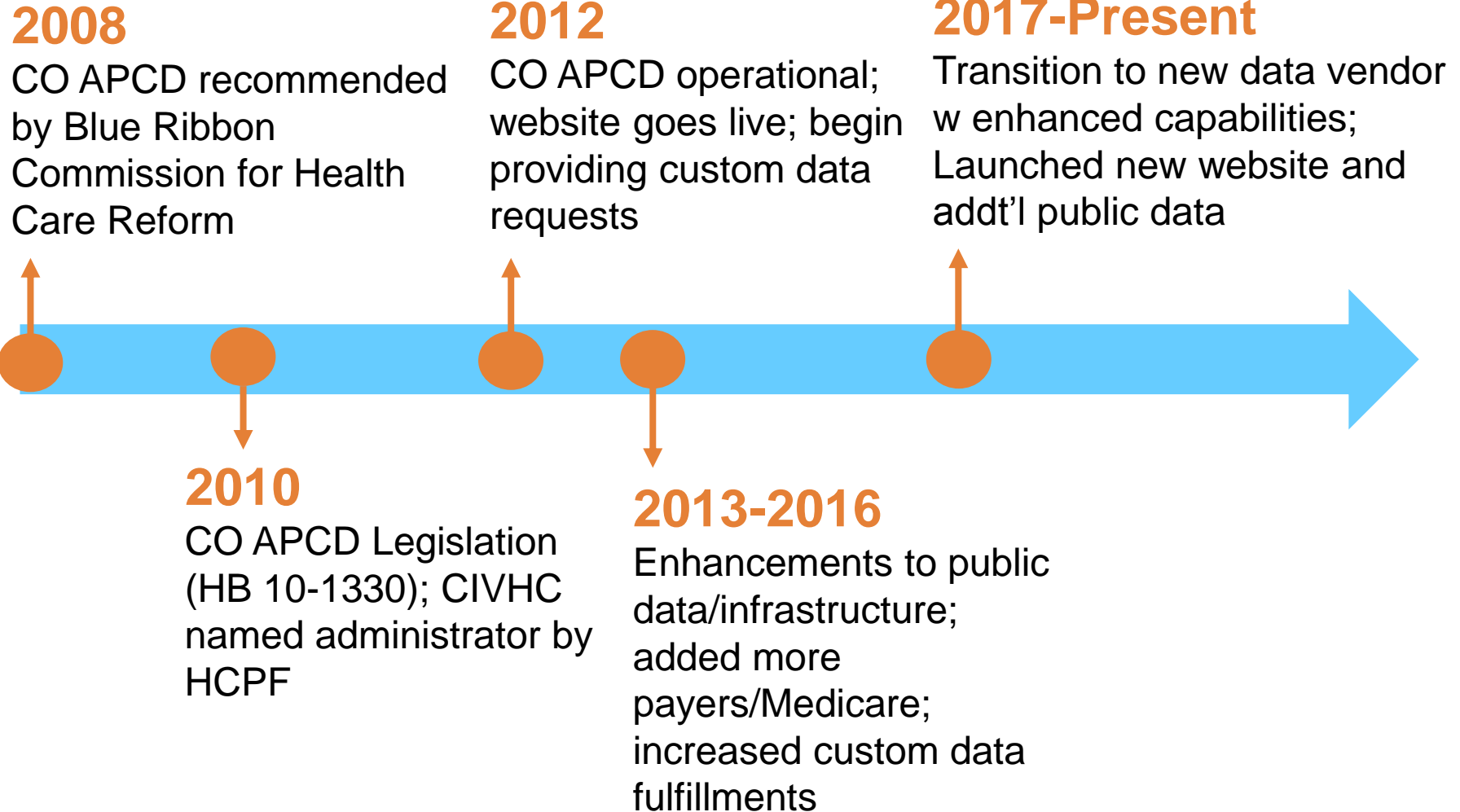
CENTER FOR IMPROVING
VALUE IN HEALTH CARE

Reporting Facility Cost and Quality Information Publically

10.11.18

Maria de Jesus Diaz-Perez
Director of Public Reporting

CO APCD History



Colorado APCD Data & Covered Lives

**Health
First
Colorado***




**Medicare &
Medicare
Advantage**



**33+
Commercial
Payers**



750+ Million
Medical, Pharmacy,
& Dental Claims



Approx.
4.3 Million
Unique Lives



Majority of
Insured Coloradans

*Colorado's Medicaid Program

Updated April 2018

Who We Serve

Change Agents:

Individuals, communities or organizations working to lower costs, improve care, and make Colorado healthier.

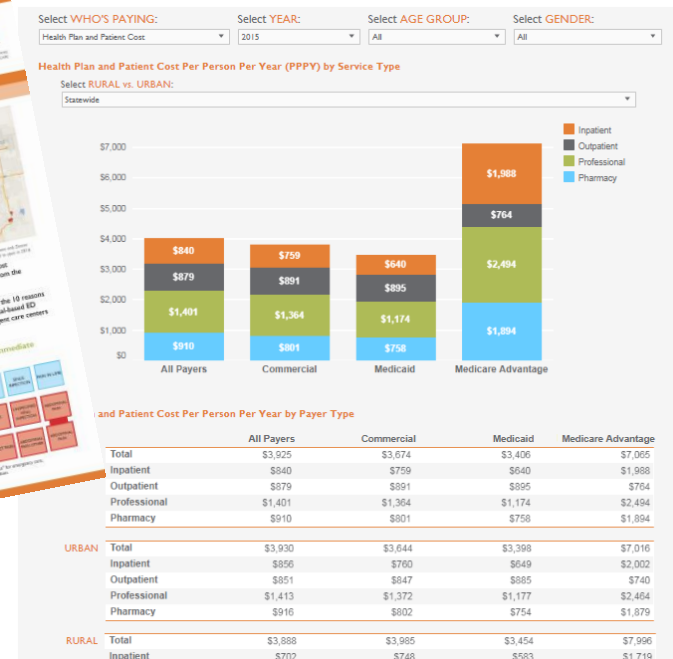



CO APCD Data Availability



Public Data

- Interactive Website
- Spot Analysis/Data Bytes
- Infographics and Other Publications



Select INSURANCE TYPE: (All) | Select YEAR: (All) | Select MEMBER COUNTY: All | Select MEMBER ZIP CD: (All) | Select AGE: (All) | Select GENDER: (All) | Select SERVICE CATEGORY: Claim Count | Sort by: Claim Count

List of Providers - Click on a provider to show Service Category detail

Service Provider	Claim Count	Total Amount Paid	Total Member Liability	Total Payer Paid	Avg Travel Distance (miles)
Hospital - 528547	4,180,500	\$401,377,869	\$44,060,070	\$357,317,799	14.7
Hospital - 435601	4,027,354	\$146,877,295	\$19,586,366	\$127,290,929	14.7
Hospital - 514385	2,986,253	\$282,752,488	\$29,158,815	\$253,593,673	22.9
Hospital - 506279	2,381,843	\$260,291,639	\$31,911,108	\$228,379,901	46.3
Hospital - 498302	1,596,608	\$247,586,653	\$50,231,502	\$197,355,151	21.5
Hospital - 438553	1,418,434	\$117,664,095	\$18,719,961	\$98,944,134	43.0
Hospital - 487522	1,387,265	\$104,592,884	\$20,377,313	\$84,215,571	16.7
Hospital - 530777	1,357,404	\$140,444,111	\$20,333,333	\$120,110,778	30.4
Non-Hospital - 521408	1,271,173	\$2,591,402	\$2,591,402	\$0	30.1
Hospital - 464185	1,262,199	\$157,734,027	\$20,280,344	\$137,453,683	36.0
Hospital - 504072	1,185,414	\$202,842,842	\$16,201,131	\$186,641,711	25.9
Hospital - 478942	1,091,713	\$113,111,665	\$15,752,162	\$97,359,503	18.4
Hospital - 461598	813,333	\$370,503	\$5,250,919	\$24,119,584	37.8
Hospital - 541093	813,333	\$155,561,445	\$18,423,888	\$137,137,557	16.7
Hospital - 536775	813,333	\$128,079,403	\$18,803,231	\$109,276,172	20.9
Hospital - 481498	713,222	\$10,339,912	\$2,970,471	\$7,369,442	13.5
Hospital - 530995	713,222	\$106,428,599	\$11,118,763	\$95,309,837	18.3
Hospital - 503532	4,092	\$101,149,430	\$14,153,856	\$86,995,575	33.3
Non-Hospital - 512312	642,670	\$40,211,678	\$1,251,174	\$38,960,504	34.1
Non-Hospital - 519291	611,731	\$35,848,349	\$266,987	\$35,581,362	31.7
Hospital - 541094	590,603	\$93,230,075	\$9,974,000	\$83,256,075	30.4
Hospital - 544480	584,106	\$96,859,497	\$15,856,040	\$81,003,457	17.3
Hospital - 458366	561,958	\$112,344,031	\$14,662,068	\$97,681,963	22.6
Non-Hospital - 437106	559,178	\$52,408,967	\$9,483,758	\$42,925,210	32.1

Non - Public Data

- Standard Reports & Data Sets
- Custom Reports & Data Sets

CO APCD Advisory Committee

- Multi-stakeholder appointed committee
 - Consumers
 - Legislators
 - State agencies
 - Providers
 - Researchers
 - Employers
 - Health Plans
- Reviews potential public reporting measures, provides input and feedback

Consumer Input

- Held two in-depth facility price focus groups with previous design/display
 - Led to going down the path to display bundled pricing
 - Patients want to understand quality and methodology, more information in links for those wanting to dig deeper
 - Liked having the cost calculator option
- Reviewed literature and learned from other best practices
 - Simplified star ratings for quality, searchable by things that matter most to the consumer (quality, distance, price, etc.)
 - Opted not to have “my cost” calculator based on experience from HSRI/NORC
- Also conducted overall website design testing with consumers to ensure they understood where to go to access data on the website

Consumer Shopping Tool: Imaging

Shop for Health Care Services

Select Service:

70450 - CT scan of head or brain

Select Your ZIP Code:


80001

Sort List By:

Average Price (High to Low)

Facility Name	Distance (Miles)	Price Estimate		Quality
		Average Price	Price Range	Patient Experience
Valley View Hospital	121.2	 \$2,140	\$1,820–\$2,170	★★★★★
Childrens Hospital Colorado Anschutz Medical Campus	13.7	 \$1,420	\$900–\$1,560	*
SCL Health St Marys Medical Center	191.8	 \$1,140	\$1,060–\$1,200	★★★★★
Community Hospital Medical Imaging	194.2	 \$1,000	\$940–\$1,150	★★★★★
UCHealth Yampa Valley Medical Center	102.2	 \$950	\$180–\$980	★★★★★
Montrose Memorial Hospital	174.9	 \$840	\$840–\$980	★★★★★
Banner Health North Colorado Medical Center	47.0	 \$770	\$640–\$780	★★★★★
Banner Health Mckee Medical Center	42.3	 \$770	\$750–\$790	★★★★★
Banner Fort Collins Medical Center	54.0	 \$750	\$750–\$750	★★★★★

Consumer Shopping Tool: Imaging



There is an **\$8,000 difference** in imaging prices for some procedures between the lowest and highest priced facility.

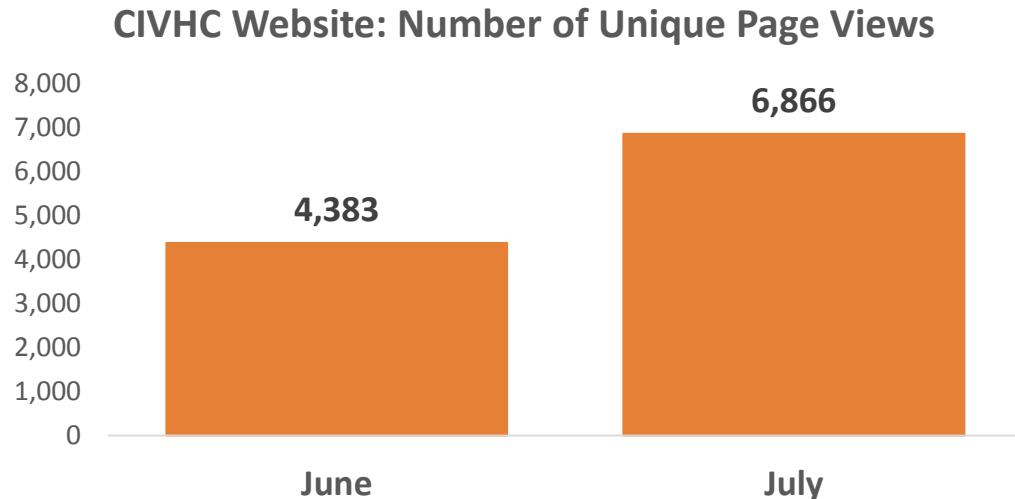
Usage Metrics

New CIVHC Website (Previous Year Comparison):

- 41% Increase in Total Sessions
- 34% Increase in Monthly Users
- 59% Increase in Average Monthly Page Views

Shop for Care Page:

- 56% Increase in Unique Page Views (June to July)
- Since Launch, Average time spent on page: 3:16 min.



Future Services Available Through Shopping Tool

Surgical & Preventive (episodes):

- Knee Arthroscopy
- Cataract Surgery
- Colonoscopy
- Breast Biopsy
- Gall Bladder Surgery
- Upper GI Endoscopy
- Tonsillectomy
- Knee replacement
- Hip replacement
- Vaginal birth
- C-Section

Additional Imaging Services, TBD

Physician Office Services, TBD

Media Coverage



WEATHER

TRAFFIC

ALL SECTIONS +

BREAKING NEWS

PERSON CARJACKED FROM DIA PARKING LOT

MANAGED
Care

NEW

VIEWPOINT



[wutwhanfoto/iStock](#)

The Opaqu Transpare

Online Tool Helps Coloradans Compare Costs of Health Care Services

NICK MAAHS | JULY 21, 2018 | 4:40AM

Public opposition would be unseemly, so insurers and hospitals work behind the scenes against price transparency.

Jul 25, 2018, 5:06pm MDT

Subscriber-Only Article Preview | For full site access: [Subscribe Now](#)

